


How to hook a minnow

Tail

Hook the minnow through the tail to avoid injury.




Mouth

Hook the minnow through the mouth, making sure not to injure the head.

Back


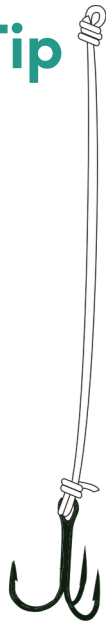
Hook the minnow through its back above the lateral line to avoid damaging the spine and organs.



TackleShare Tip

Add a “stinger”

A secondary hook can be added behind the primary hook on a short piece of line. It can be used with any hooking method. If a fish strikes and misses your primary hook, often the stinger will do the trick.



Watch Video now:
<https://youtu.be/uNWe9h89aH0>

NOTE: Ontario has strict regulations on the use of some live bait, including minnows. Before you buy, trap, or transport them, be sure read the latest *Ontario Fishing Regulations Summary*.